

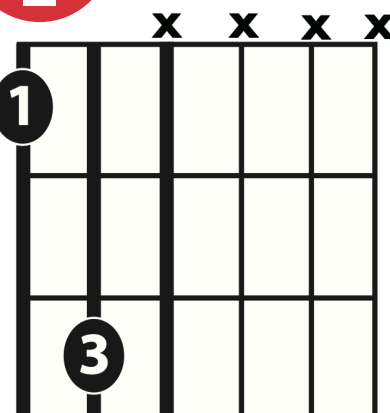
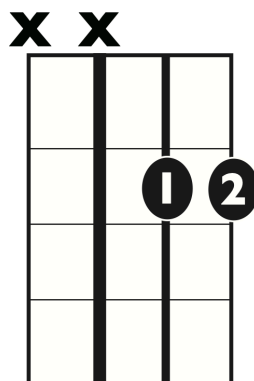

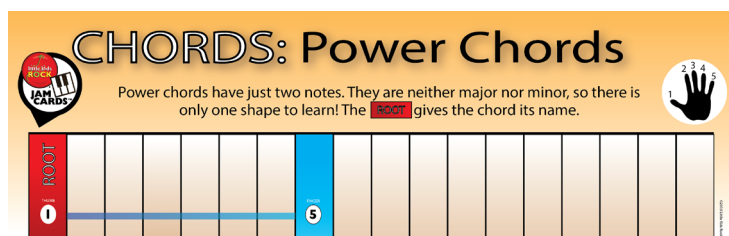


# Power Chord Composition - Roll the Dice!



## Resources:

### Power Chord Shapes



## Dice

Need some dice? Google "roll dice" and choose from several size options!

## Activity

**Step 1:** Roll the dice 4 times, write down the numbers you got. \_\_\_\_\_

**Step 2:** Play your chord progression. Start with four quarter notes on each number.

**Step 3:** Roll for a new strum pattern.

**1**

●		●		●	●	●	
1	+	2	+	3	+	4	+

**2**

●	●	●	●	●		●	
1	+	2	+	3	+	4	+

**3**

●	●		●	●	●		●
1	+	2	+	3	+	4	+

**4**

●		●	●		●	●	●
1	+	2	+	3	+	4	+

**5**

●	●	●	●	●	●	●	●
1	+	2	+	3	+	4	+

**6**

●			●		●	●	●
1	+	2	+	3	+	4	+

## Extension

1. Record a "demo" of 3-5 of these ideas on a computer or phone. Listen back to pick your favorite!

2. Write your own strum pattern.

1	+	2	+	3	+	4	+

3. Choose a drum track to play along to. You can search "[genre] drum track" on YouTube or SoundCloud and find one that sounds cool to you!

4. Write words to your progression!

To learn more, visit [jamzone.littlekidsrock.org](http://jamzone.littlekidsrock.org)