

LESSON PLAN: White Key Chord Shapes

Objective:

Students will be able to play chords anywhere on the keyboard using a chord shape.

Resources:

JAM CARD #1a (Major Chord)

Procedures:

- 1 Ask students to place Jam Card #1a on the keyboard, lining the start arrow up to the note C.
- 2 Discuss what notes the jam card points to. Lead students in a discussion of this as a “chord shape” where each note in the shape skips a white key (Figure A).
- 3 Play this chord by pushing down all three notes at the same time. Students can use any fingers they want or two hands just to hear the chord. (the finger numbers on the card are easier after doing lesson plans “2 Note Chords” and “Piano Power Chords”)
- 4 Have students play this chord shape beginning on other white keys, choosing any note and then playing a chord by skipping a white key in between each note of the chord (Figures B & C)
- 5 Construct a “chord progression” by playing the C chord 4 times and then a chord the student chooses 4 times, going back and forth between the chords.
- 6 Ask for volunteers from the class to pick another chord to go to and teach the entire class to play it. Dedicate some students to play the “bass note” of each chord by playing only the root note low on their keyboards (Figure D)
- 7 Write a song using this chord shape with choices that come from the students. Write words about a current event relevant to the students or school.

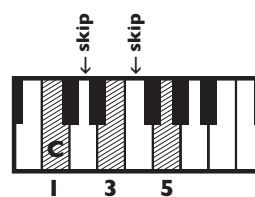
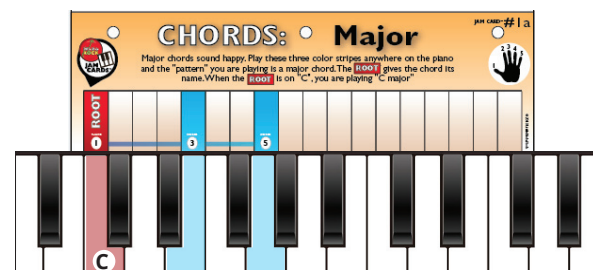


Fig. A

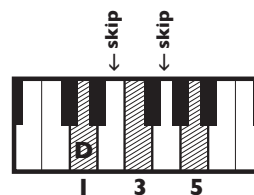


Fig. B

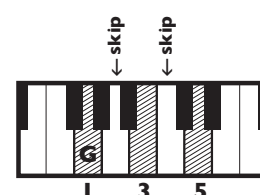


Fig. C

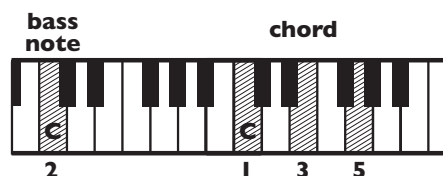


Fig. D

National Core Arts Standards (Music):

Anchor Standard 2: Organize and develop artistic ideas and work.

Example: General Music MU:Cr2.1.6 b. Use standard and/or iconic notation and/or audio/ video recording to document personal simple rhythmic phrases, melodic phrases, and two-chord harmonic musical ideas. Anchor Standard 4: Select, analyze, and interpret artistic work for presentation. Example: General Music MU:Pr4.2.2 b. When analyzing selected music, read and perform rhythmic and melodic patterns using iconic or standard notation. (applies 1-4)

Common Core Correlation: CCSS.ELA-LITERACY.WHST.6-8.10 Write routinely over extended time frames (time for reflection and revision) and shorter time frames (a single sitting or a day or two) for a range of discipline-specific tasks, purposes, and audiences.

