

LESSON PLAN: Songs Using the F and G Chords

Objective:

Students will be able to play several songs using two major chords

Resources:

Recordings and song charts for any of the following songs: “Call me Maybe” by Carly Rae Jepsen, “Jane Says” by Jane’s Addiction, “Dreams” by Fleetwood Mac,

Procedures:

- 1 Place Jam Card #1a on the note F and play the F chord.
- 2 Move the Jam Card to the note G and play the G chord.
- 3 Practice slowly moving between these two chords without the Jam Card.

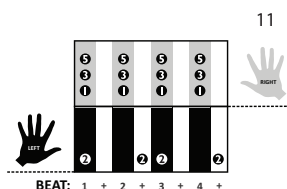
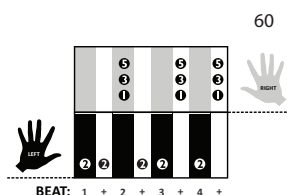
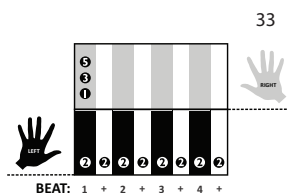
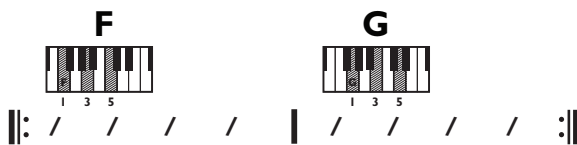
- 4 Use this comping pattern to play “Call Me Maybe”



- 5 Use this comping pattern to play “Jane Says”



- 6 Use this comping pattern to play “Dreams”



National Core Arts Standards (Music):

Anchor Standard 4: Select, analyze, and interpret artistic work for presentation. Example: General Music MU:Pr4.2.4 b. When analyzing selected music, read and perform using iconic and/or standard notation. Example: General Music MU:Pr4.2.5 a. Demonstrate understanding of the structure and the elements of music (such as rhythm, pitch, form, and harmony) in music selected for performance. Anchor Standard 7: Perceive and analyze artistic work. Example: Traditional and Emerging Ensembles MU:Re7.2.E.5a (Novice) Identify how knowledge of context and the use of repetition, similarities, and contrasts inform the response to music. Common Core Correlation: CCSS.ELA-Literacy.CCRA.SL.2 Integrate and evaluate information presented in diverse media and formats, including visually, quantitatively, and orally.

