

LESSON PLAN: E Minor with a Shuffle Feel

Objective:

Students will be able to play “On the Road Again” by Canned Heat using the E minor chord and a strum pattern in shuffle feel.

Resources:

Recording of “On the Road Again” by Canned Heat, Lyrics, E minor chord handout.

Procedures:

- 1 Review the E Minor chord with student (see lesson plan “E Minor With Sly and the Family Stone”)
- 2 Demonstrate the difference between a regular up and down strum pattern and a “shuffle” feel strum pattern. (Figure A)
- 3 Coordinate playing the strum pattern as a group, playing only the down strokes on the numbers at first.
- 4 Perform the strum pattern along with the song “On The Road Again” by Canned Heat as a group. Say out loud “Down-up” to the shuffle rhythm of the groove they’re all hearing.
- 5 Arrange the song to play as a band by assigning some students a percussion part (see lesson plan “Classroom As Drumset”). Have other students playing the bass line on their guitars using the low E string


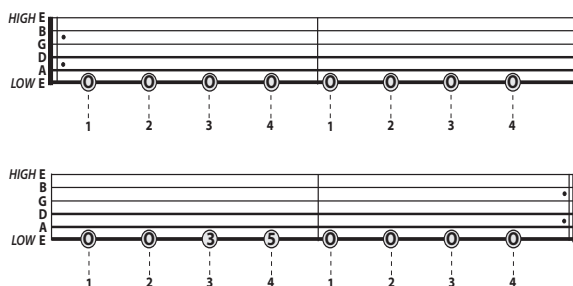
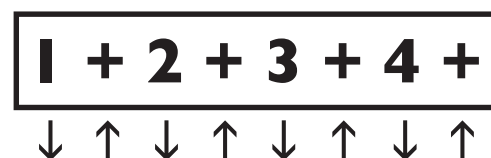


Fig. A



Extension:

This is a good opportunity to encourage improvisation. Invite students to take a solo using the basic instructions outlined in the lesson plans “Two Note Solos” and “Soloing with the G Extension”.

National Core Arts Standards (Music):

Anchor Standard 1: Generate and conceptualize artistic ideas and work. Example: General Music MU:Cr1.1.2 a. Improvise rhythmic and melodic patterns and musical ideas for a specific purpose. Anchor Standard 4: Select, analyze, and interpret artistic work for performance. Example: General Music MU:Pr4.2.4 b. When analyzing selected music, read and perform using iconic and/or standard notation. Anchor Standard 5: Develop and refine artistic techniques and work for presentation. Example: General Music MU:Pr5.1.3 b. Rehearse to refine technical accuracy, expressive qualities, and identified performance challenges.

