

LESSON PLAN: D and E with a Finger Slide

Objective:

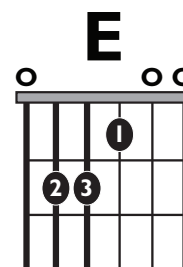
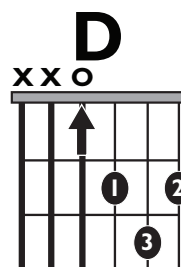
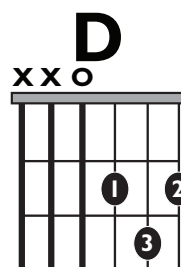
Students will be able to change between the D and E chords by sliding the 1st finger between the 1st and 2nd fret.

Resources:

Handout for the D chord, handout for the E chord.

Procedures:

- 1 Ask students to play the D chord making sure the fingers are pressing down hard enough to make a sound while not muting other strings. Try not to strum strings 5 and 6 when playing this chord.
- 2 Have students keep the 1st finger on the guitar while lifting off only fingers 2 and 3. Slide the 1st finger into the 1st fret and move the 2nd and 3rd fingers into position for the E chord.
- 3 Play the E chord strumming all 6 strings. Lift fingers 2 and 3 off of the guitar leaving the 1st finger on and then slide the 1st finger back to the 2nd fret for the D chord.
- 4 Practice switching between the D and E chords paying attention to the way the index finger slides back and forth between the 1st and 2nd frets depending on the chord.



National Core Arts Standards (Music):

Anchor Standard 2: Organize and develop artistic ideas and work.

Example: General Music MU:Cr2.1.6 b. Use standard and/or iconic notation and/or audio/ video recording to document personal simple rhythmic phrases, melodic phrases, and two-chord harmonic musical ideas. Anchor Standard 4: Select, analyze, and interpret artistic work for presentation. Example: General Music MU:Pr4.2.5 a. Demonstrate understanding of the structure and the elements of music (such as rhythm, pitch, form, and harmony) in music selected for performance. (applies 1-5) Example: General Music MU:Pr.4.2.2 b. When analyzing selected music, read and perform rhythmic and melodic patterns using iconic or standard notation. (applies 1-4) Anchor Standard 6: Convey meaning through the presentation of artistic work. Example: General Music MU:Pr6.1.2 a. Perform music for a specific purpose with expression and technical accuracy. (applies PK-7) Common Core Correlations: CCSS.ELA-Literacy.CCRA.SL.2 Integrate and evaluate information presented in diverse media and formats, including visually, quantitatively, and orally.

