

Considerations

Opener: This is the first song of the set. What first impression do you want to give the audience? Will you set have space to grow after the first song?

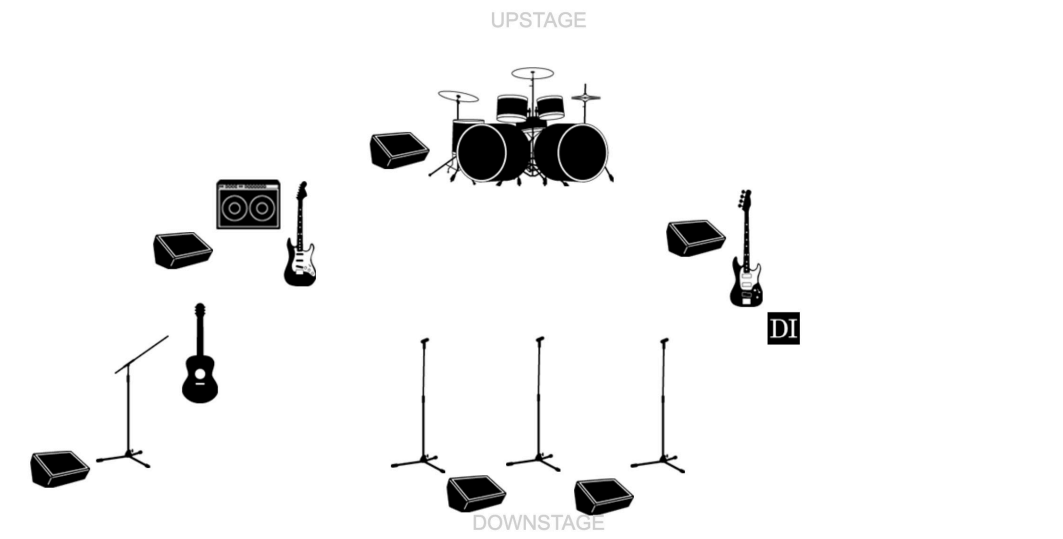
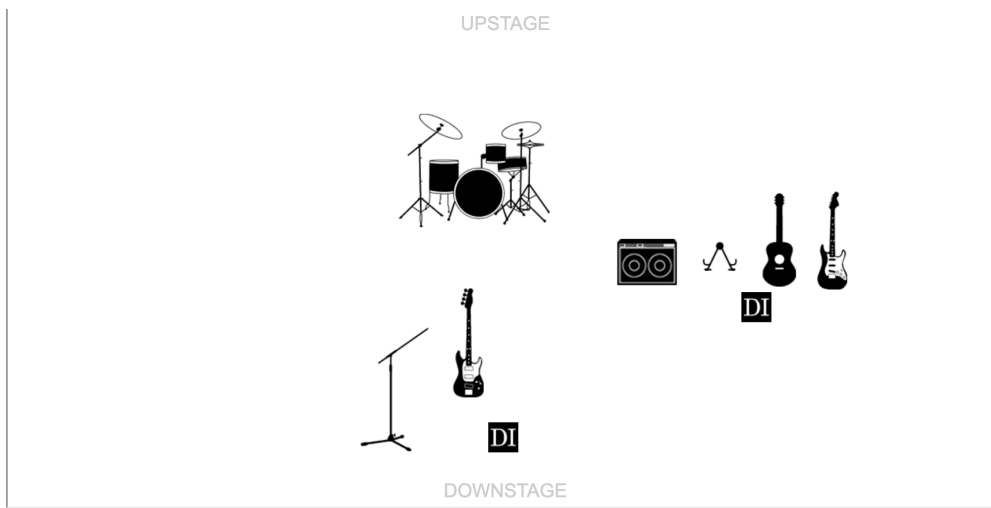
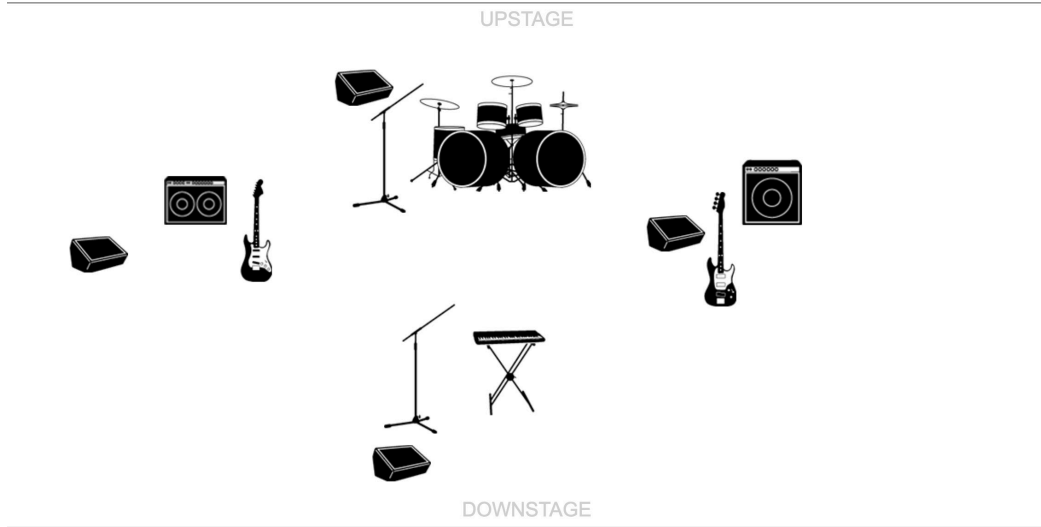
Closer: This is the last song of the set. This will be the final song and sound you leave your audience with. What do you want them going away feeling or thinking? How can you help make that happen with a specific song?

Other Considerations: How do different songs flow into each other? What are the high and low energy songs? Will certain songs sound good or back next to each other?

Opener: _____

Closer: _____

Goal: Provides the venue with a layout of what instruments and inputs your band needs.



Made with www.bosradioatx.com/stage-plot-designer/

1/4 Inch Cable - Used for many instruments, such as guitars and basses



XLR Cable - Used for microphones, monitors, patching, and DI boxes



IEC Cable - Used to power many electronics on stage, such as monitors and amplifiers



Made with www.bosradioatx.com/stage-plot-designer/

Which profession do you think would be most fun?:

Which profession do you think would be most challenging?:

Select one role in the live music industry and . . .

Explain that person's job responsibilities:

What skills or knowledge are required to do this job?

What instruments would you like to hear during a performance?

What songs will I play for my individual check?

What song should our band play for a group check?

What do you need to bring to your next gig?

How Do You Feel Before a Gig?

How can you support your bandmates who are nervous before a gig?
