

Verse 4X
Chorus 4X

Ami

FMaj7

C

C/B

Verse 4X
Chorus 4X

Strum Patterns

Use this pattern on the verse...

1 2 + 3 4 +

rhythm P

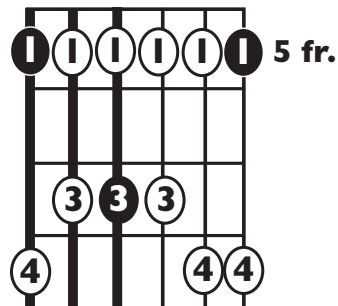
...and this pattern on the chorus!

1 + 2 + 3 + 4 +

rhythm O

Guitar Solo

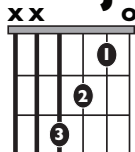
A minor pentatonic



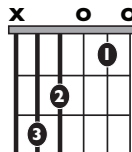
TEACHING TIPS

This is a GREAT first song on the guitar. In every chord the index finger stays in the same place while fingers 2 and 3 move together to the next shape.

FMaj7

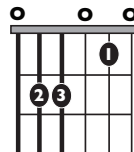


C

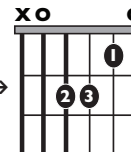


Notice how moving between FMaj7 and C is super easy!

C/B



Ami



Next notice how moving between C/B and Ami are super easy!