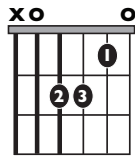
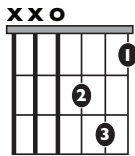


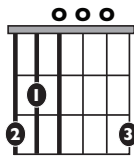
Ami



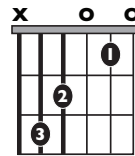
Dmi



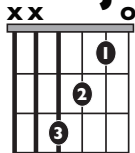
G



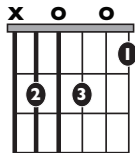
C



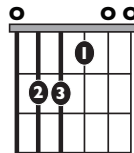
FMaj7



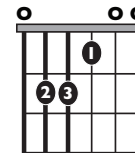
Bmi7b5



E



E



Strum Patterns

Easier....

1 + 2 + 3 4

rhythm Q

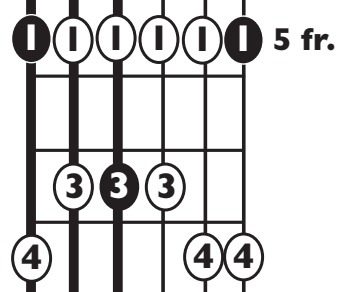
Harder....

1 + 2 + 3 + 4 +

rhythm X

Guitar Solo

A minor pentatonic



TEACHING TIPS

This famous chord progression (also appearing in “Mr. Crowley” by Ozzy Osbourne and “You Never Give Me Your Money” by The Beatles) is called a “circle progression” because its chords are in the order of the “circle of fifths” (Ami descends a 5th to Dmi, Dmi descends a 5th to G, and so on)
If playing the Bmi7b5 in measure 6 is too difficult, a Dmi chord can be played in it’s place.